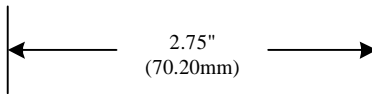
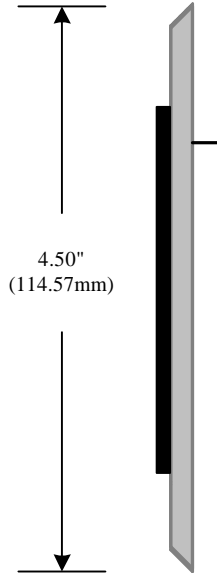


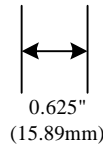


Remote Keypad (Indoor/Outdoor)

Part # A05030900



4.50"
(114.57mm)



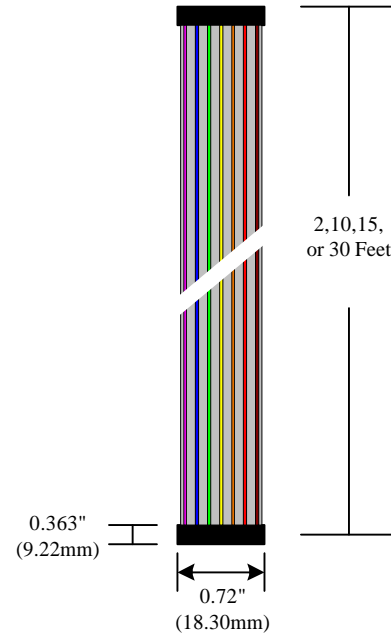
(All unit dimensions are approximate.)

Part # A05030031 (two foot cable)

Part # A05030032 (ten foot cable)

Part # A05030033 (fifteen foot cable)

Part # A05030034 (thirty foot cable)



Features

- Painted Steel Faceplate
- Compact Size
- Fits into Standard Single Gang Box
- Surface of Flush Mountable
- Four (4) Sizes of Ribbon Cable Available for Interface with Exit Panel

Description

The A05030900 Remote Keypad is used to perform all of the functions of the Exit Panel keypad at an additional location. Typically, the Remote Keypad is mounted on the opposite side of the wall from the Exit Panel to allow for escort and reset functions from either side of the door.

Material Included

Remote Keypad	1
Ribbon Cable	1
Flat Ferrite for EMI Suppression	2
Tie Wraps for Ferrite Material	2

Specifications

Construction	Painted Steel Faceplate
Mounting	Flush or Surface Mount
Connection	Seven Pin Male Connector
Interfaces	ADV 500DE, ADV 1000, ADV 1000DE, Resident ID or KinderGUARD ID